








Turbo

Inline mixed flow fans

- Motor type: AC
- Control: Speed controller
- Impeller type: Mixed-flow
- Casing material: Plastic
- Timer: Turn off timer

Lineup	Connected air duct size, mm	Rated power, W	Maximum airflow, m ³ /h	Cable with mains plug	Temperature sensor	Timer
 Turbo 100	100	25	245	✓	✗	✗
 Turbo 125	125	29	350	✓	✗	✗
 Turbo 150	150	50	565	✓	✗	✗
 Turbo 150 T	150	50	565	✓	✗	✓
 Turbo 150 G	150	50	565	✓	✓	✗
 Turbo 200	200	108	1040	✓	✗	✗
 Turbo 200 T	200	108	1040	✓	✗	✓

 Turbo 200 G	200	108	1040	✓	✓	✗
 Turbo 250	250	177	1400	✓	✗	✗
 Turbo 250 G	250	177	1400	✓	✓	✗
 Turbo 315	315	320	2050	✓	✗	✗
 Turbo 315 G	315	320	2050	✓	✓	✗