



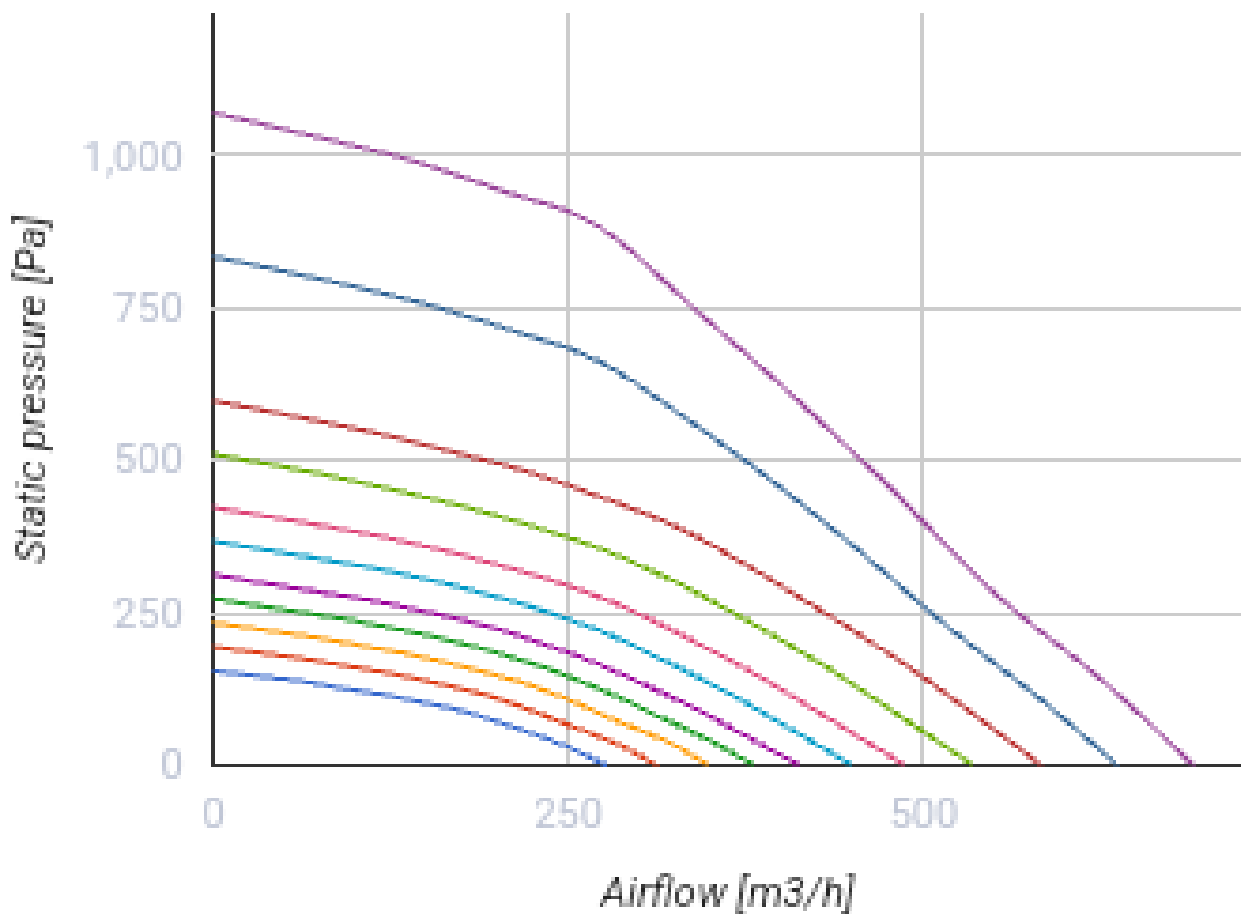
# KOMFORT EC SB 550-E S21

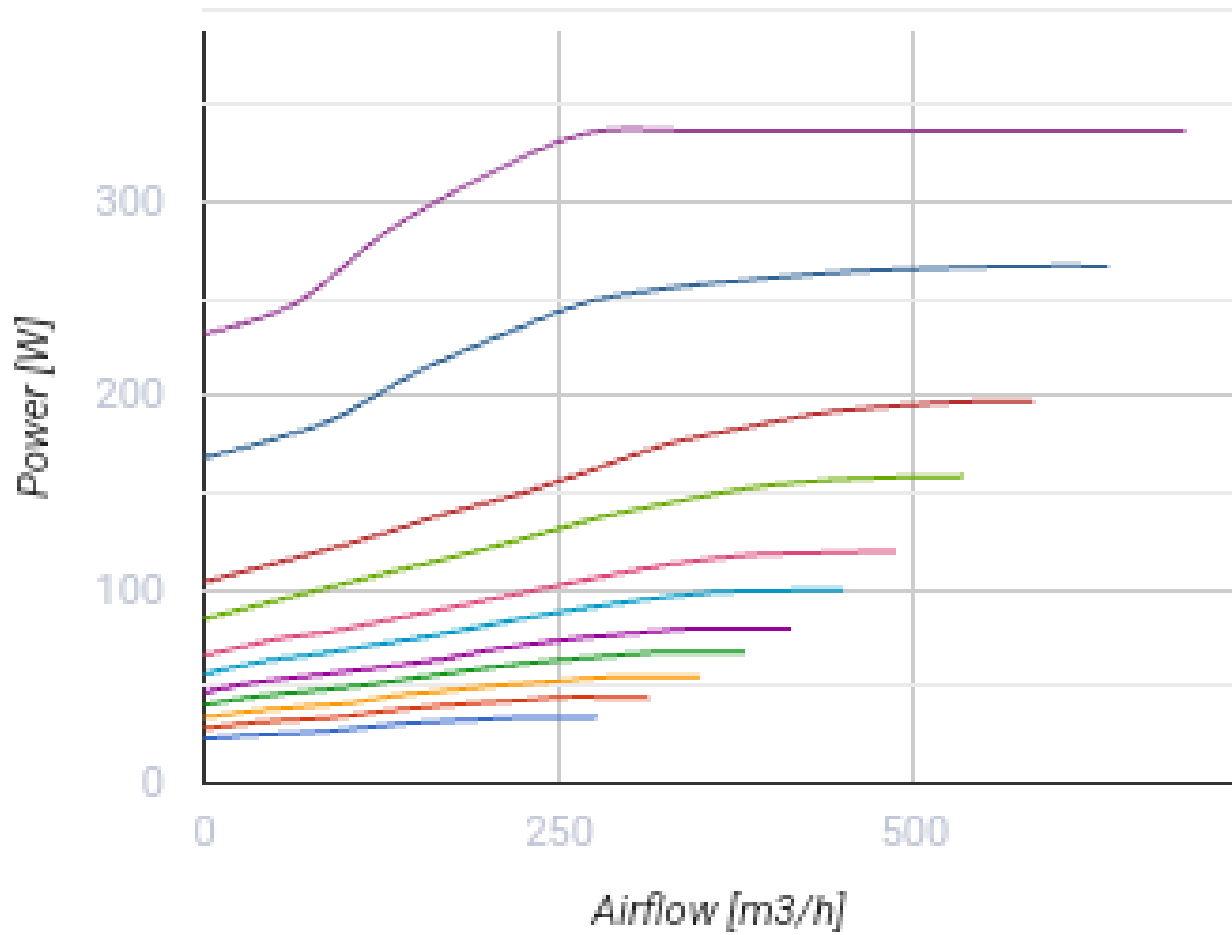
Heat and humidity recovery air handling units

- Maximum airflow: 692
- Sound pressure level LpA at 3 m: 38
- Heat exchanger type: Counter flow
- Extract filter: G4
- Supply filter: F7 (option: G4)
- Sound insulation
- Motor type: EC
- Enthalpy heat exchanger
- Bypass: Auto
- Reheater: Optional
- Preheater: Optional
- BMS protocol: ModBus
- Control: Smartphone
- Casing material: Coated steel
- Humidity sensor: Optional
- CO2 sensor: Optional
- VOC sensor: Optional
- PM2.5 sensor: Optional

	Unit of measurement	KOMFORT EC SB 550-E S21
Connected air duct size	mm	200
Speed	-	1
Phases	-	1
Minimum supply voltage	V	230
Maximum supply voltage	V	230
Power supply frequency	Hz	50/60
Rated power	W	350
Unit current	A	2.4
Maximum airflow	m <sup>3</sup> /h	692
Sound pressure level LpA at 3 m	dB(A)	38
Heat recovery efficiency, max	%	91
Heat exchanger type	-	Counter flow
Heat exchanger material	-	Enthalpy
Weight	kg	82
Extract filter	-	G4
Supply filter	-	F7 (option: G4)
Transported air temperature (max)	°C	40
Transported air temperature (min)	°C	-25
Ambient air temperature min	°C	1

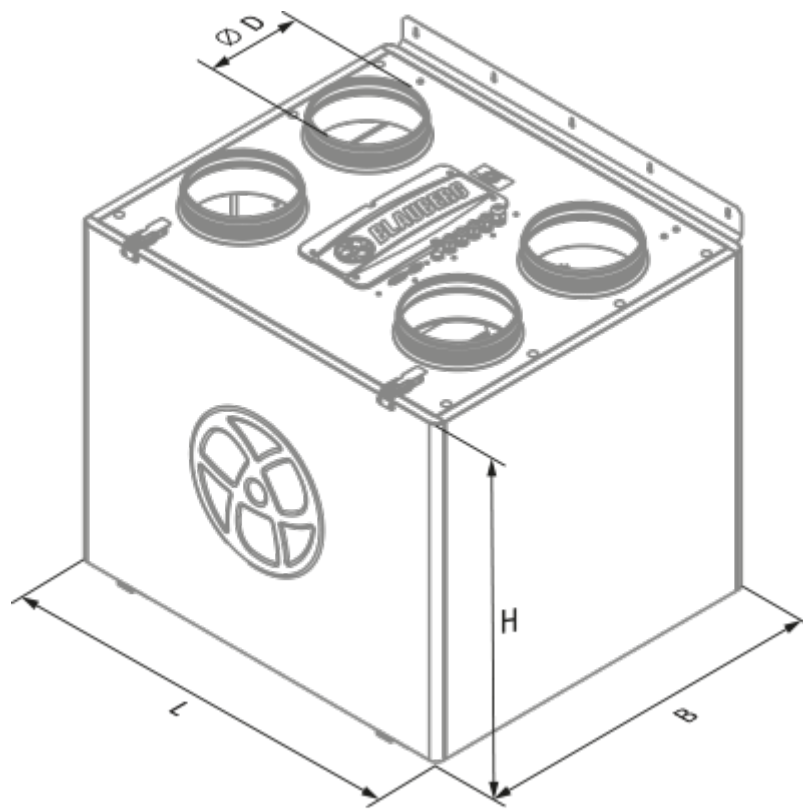
Ambient air temperature max	°C	40
Ambient air humidity max	%	60
Ingress protection rating	-	IP20
Ingress protection rating of the drive	-	IP44



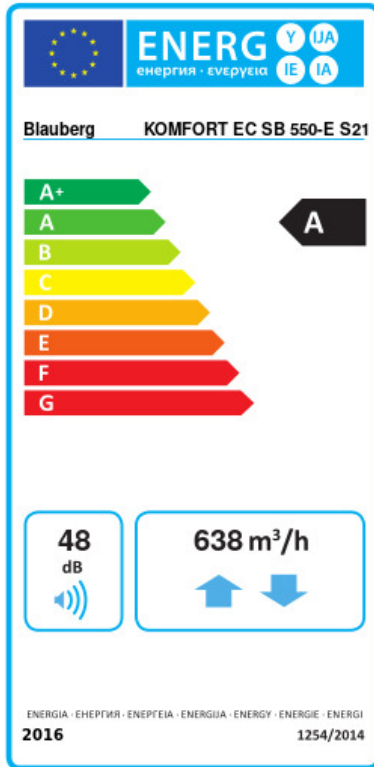


## Dimensions

ØD	B	H	L
200	720	675	823



## Ecodesign



Trademark	Blauberg					
Model	KOMFORT EC SB 550-E S21					
Specific energy consumption (SEC) (kWh/(m <sup>2</sup> /a))	Cold	Average	Warm			
	76.4	A+	39.7	A	16	E
Type of ventilation unit	Bidirectional					
Type of drive installed	Variable speed					
Type of heat recovery system	Recuperative					
Thermal efficiency of heat recovery (%)	76					
Maximum flow rate (m <sup>3</sup> /h)	638					
Electric power input (W)	350					
Reference flow rate (m <sup>3</sup> /s)	0.123					
Reference pressure difference (Pa)	50					
Specific power input (SPI) (W/(m <sup>3</sup> /h))	0.295					
Control typology	Local demand control					
Maximum internal leakage rates (%)	2.7					
Maximum external leakage rates (%)	2.7					
Declared typology	RVU BVU					
Sound power level (dB(A))	48					
The annual electricity consumption (AEC) (kWh/a)	Cold	Average	Warm			
	738	201	156			
The annual heating saved (AHS) (kWh/a)	Cold	Average	Warm			
	8614	4403	1991			