



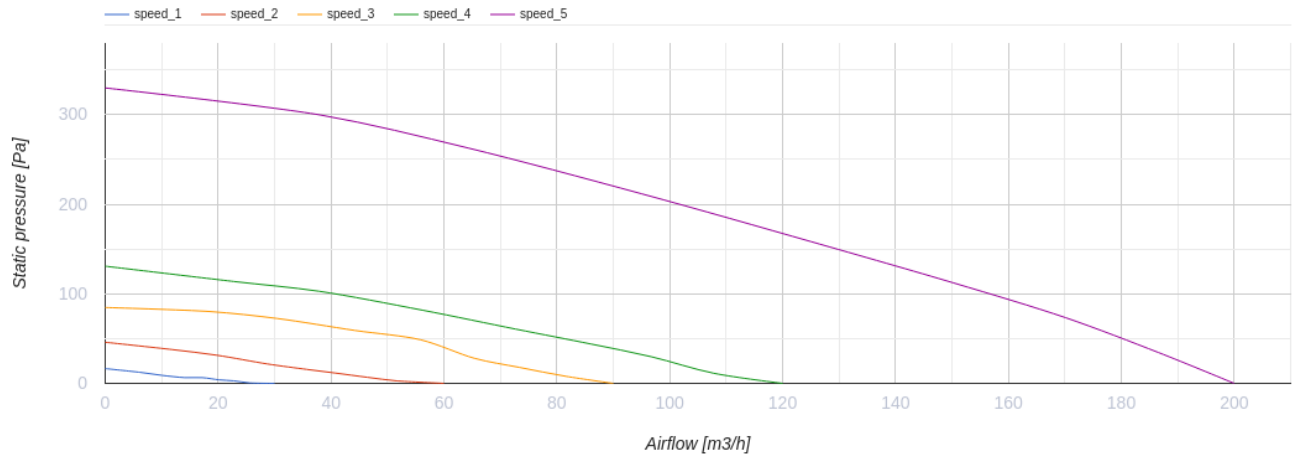
Freshbox E1-200 ERV WiFi

Single-room air handling units

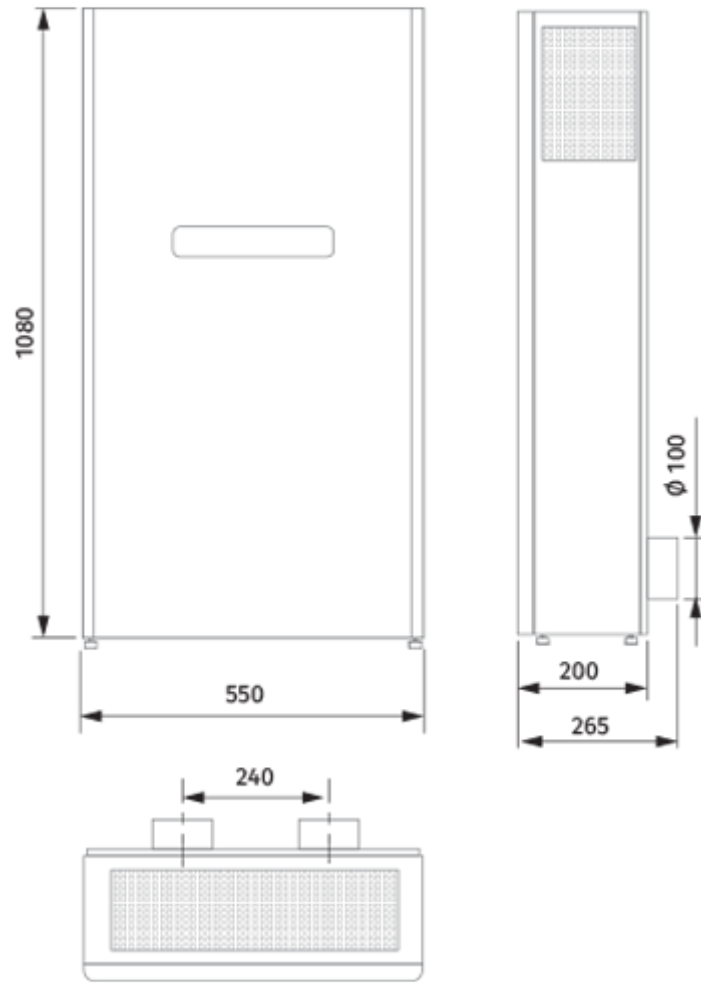
- Power of electrical reheater: 700
- Maximum airflow: 200
- Sound pressure level LpA at 3 m: 45
- Heat recovery efficiency: 85
- Heat exchanger type: Counter flow
- Extract filter: G4
- Supply filter: G4 + F7 (Option: H13)
- Sound insulation
- Motor type: EC
- Enthalpy heat exchanger
- Bypass: Auto
- Reheater: Electric
- Control: Built-in control panel
- Casing material: Coated steel
- Humidity sensor: Optional
- CO2 sensor: Optional
- Temperature sensor: Built-in

	Unit of measurement	Freshbox E1-200 ERV WiFi				
Connected air duct size	mm	100				
Speed	-	5				
Phases	-	1				
Minimum supply voltage	V	230				
Maximum supply voltage	V	230				
Power supply frequency	Hz	50/60				
Rated power	W	10	15	25	44	134
Power of electrical reheater	W	700				
Unit current	A	4.2				
Maximum airflow	m ³ /h	30	60	90	120	200
rotation speed at 50hz	-					
Sound pressure level LpA at 3 m	dB(A)	12	22	30	36	45
Heat recovery efficiency	%	85	81	75	68	66
Heat exchanger type	-	Counter flow				
Heat exchanger material	-	Enthalpy				
Weight	kg	55				
Extract filter	-	G4				
Supply filter	-	G4 + F7 (Option: H13)				
Transported air temperature (max)	°C	40				

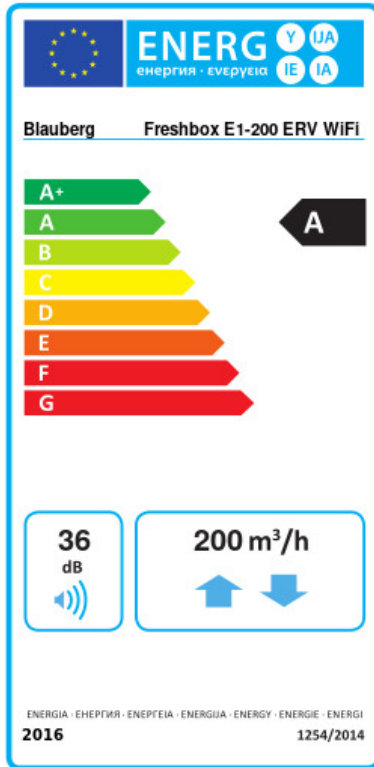
Transported air temperature (min)	°C	-15
Ambient air temperature min	°C	1
Ambient air temperature max	°C	40
Ambient air humidity max	%	60
Ingress protection rating	-	IP22
Ingress protection rating of the drive	-	IP44



Dimensions



Ecodesign



Trademark	Blaubeerg					
Model	Freshbox E1-200 ERV WiFi					
Specific energy consumption (SEC) (kWh/(m ² /a))	Cold		Average		Warm	
	69.7	A+	35.2	A	12.8	E
Type of ventilation unit	Bidirectional					
Type of drive installed	Variable speed					
Type of heat recovery system	Recuperative					
Thermal efficiency of heat recovery (%)	68					
Maximum flow rate (m ³ /h)	200					
Electric power input (W)	134					
Reference flow rate (m ³ /s)	0.039					
Specific power input (SPI) (W/(m ³ /h))	0.415					
Control typology	Local demand control					
Maximum internal leakage rates (%)	0.1					
Maximum external leakage rates (%)	0.9					
Mixing rate (%)	1					
Airflow sensitivity at +20 Pa and -20 Pa (%)	0.93					
The indoor/outdoor air tightness (m ³ /h)	7					
Declared typology	RVU BVU					
Sound power level (dB(A))	36					
The annual electricity consumption (AEC) (kWh/a)	Cold		Average		Warm	
	824		287		242	
The annual heating saved (AHS) (kWh/a)	Cold		Average		Warm	
	8161		4172		1886	